

Mortise Handle | Combo Sets | Standard Range

HALE



Features


- Navel spindle fitting for trouble free operation
- Anti theft mounting screws
- High Grade metal alloy for strength & durability
- ED coating with UV protection technology for High durability of surface finish
- Door lever suitable for both Internal and External door use


Specifications


- Latching mechanism with Spring Steel Grade
- Functionality & Surface Finishing , Tested as per EN & ASTM standard
- Suitable for Wooden & Steel door
- Anti corrosive surface treatment as per ASTM standard

CODE CHART

HALE

(10" On Plate)	Description	SS	SC	PT
	With Both Side Key Cylinder (60mm)	ML HALE SS	ML HALE SC	ML HALE PT
	With Knob and Key Cylinder (60mm)	ML HALE A SS	ML HALE A SC	ML HALE A PT
	With Coin and Knob Cylinder (60mm)	ML HALE 02 SS	ML HALE 02 SC	ML HALE 02 PT
	With Both Side Key Cylinder (70mm)	ML HALE 06 SS	ML HALE 06 SC	ML HALE 06 PT
	With Knob and Key Cylinder (70mm)	ML HALE SS	ML HALE 07 SC	ML HALE 07 PT
	With Coin and Knob Cylinder (70mm)	ML HALE 08 SS	ML HALE 08 SC	ML HALE 08 PT

(8" On Plate)	Description	SS	SC	PT
	With Both Side Key Cylinder (60mm)	HL HALE SS	HL HALE SC	HL HALE PT
	With Knob and Key Cylinder (60mm)	HL HALE A SS	HL HALE A SC	HL HALE A PT
	With Coin and Knob Cylinder (60mm)	HL HALE 02 SS	HL HALE 02 SC	HL HALE 02 PT
	With Both Side Key Cylinder (70mm)	HL HALE 06 SS	HL HALE 06 SC	HL HALE 06 PT
	With Knob and Key Cylinder (70mm)	HL HALE 07 SS	HL HALE 07 SC	HL HALE 07 PT
	With Coin and Knob Cylinder (70mm)	HL HALE 08 SS	HL HALE 08 SC	HL HALE 08 PT
	With Mortise Lever Lock (KY)	HL HALE SS KY	HL HALE SC KY	HL HALE PT KY
	With Mortise Latch	HL HALE B SS	HL HALE B SC	HL HALE B PT

(On Rose)	Description	SS	SC	PT
	With Both Side Key Cylinder (60mm)	ML HALE OR SS	ML HALE OR SC	ML HALE OR PT
	With Knob and Key Cylinder (60mm)	ML HALE OR A SS	ML HALE OR A SC	ML HALE OR A PT
	With Coin and Knob Cylinder (60mm)	ML HALE OR 02 SS	ML HALE OR 02 SC	ML HALE OR 02 PT
	With Both Side Key Cylinder (70mm)	ML HALE OR 06 SS	ML HALE OR 06 SC	ML HALE OR 06 PT
	With Knob and Key Cylinder (70mm)	ML HALE OR 07 SS	ML HALE OR 07 SC	ML HALE OR 07 PT
	With Coin and Knob Cylinder (70mm)	ML HALE OR 08 SS	ML HALE OR 08 SC	ML HALE OR 08 PT
	With Mortise Latch	ML HALE WR SS	ML HALE WR SC	ML HALE WR PT