

Mortise Handle | Combo Sets | Standard Range

DASH



Features


- Navel spindle fitting for trouble free operation
- Anti theft mounting screws
- High Grade metal alloy for strength & durability
- ED coating with UV protection technology for High durability of surface finish
- Door lever suitable for both Internal and External door use


Specifications


- Latching mechanism with Spring Steel Grade
- Functionality & Surface Finishing , Tested as per EN & ASTM standard
- Suitable for Wooden & Steel door
- Anti corrosive surface treatment as per ASTM standard

CODE CHART

DASH

(10" On Plate)	Description	SS	SC	PT
	With Both Side Key Cylinder (60mm)	ML DAS SS	ML DAS SC	ML DAS PT
	With Knob and Key Cylinder (60mm)	ML DAS A SS	ML DAS A SC	ML DAS A PT
	With Coin and Knob Cylinder (60mm)	ML DAS 02 SS	ML DAS 02 SC	ML DAS 02 PT
	With Both Side Key Cylinder (70mm)	ML DAS 06 SS	ML DAS 06 SC	ML DAS 06 PT
	With Knob and Key Cylinder (70mm)	ML DAS 07 SS	ML DAS 07 SC	ML DAS 07 PT
	With Coin and Knob Cylinder (70mm)	ML DAS 08 SS	ML DAS 08 SC	ML DAS 08 PT

(8" On Plate)	Description	SS	SC	PT
	With Both Side Key Cylinder (60mm)	HL DAS SS	HL DAS SC	HL DAS PT
	With Knob and Key Cylinder (60mm)	HL DAS A SS	HL DAS A SC	HL DAS A PT
	With Coin and Knob Cylinder (60mm)	HL DAS 02 SS	HL DAS 02 SC	HL DAS 02 PT
	With Both Side Key Cylinder (70mm)	HL DAS 06 SS	HL DAS 06 SC	HL DAS 06 PT
	With Knob and Key Cylinder (70mm)	HL DAS 07 SS	HL DAS 07 SC	HL DAS 07 PT
	With Coin and Knob Cylinder (70mm)	HL DAS 08 SS	HL DAS 08 SC	HL DAS 08 PT
	With Mortise Lever Lock (KY)	HL DAS SS KY	HL DAS SC KY	HL DAS PT KY
	With Mortise Latch	HL DAS B SS	HL DAS B SC	HL DAS B PT

(On Rose)	Description	SS	SC	PT
	With Both Side Key Cylinder (60mm)	ML DAS OR SS	ML DAS OR SC	ML DAS OR PT
	With Knob and Key Cylinder (60mm)	ML DAS OR A SS	ML DAS OR A SC	ML DAS OR A PT
	With Coin and Knob Cylinder (60mm)	ML DAS OR 02 SS	ML DAS OR 02 SC	ML DAS OR 02 PT
	With Both Side Key Cylinder (70mm)	ML DAS OR 06 SS	ML DAS OR 06 SC	ML DAS OR 06 PT
	With Knob and Key Cylinder (70mm)	ML DAS OR 07 SS	ML DAS OR 07 SC	ML DAS OR 07 PT
	With Coin and Knob Cylinder (70mm)	ML DAS OR 08 SS	ML DAS OR 08 SC	ML DAS OR 08 PT
	With Mortise Latch	ML DAS WR SS	ML DAS WR SC	ML DAS WR PT