

Mortise Handle | Combo Sets | Standard Range

INSPIRE



Features


- Navel spindle fitting for trouble free operation
- Anti theft mounting screws
- High Grade metal alloy for strength & durability
- ED coating with UV protection technology for High durability of surface finish
- Door lever suitable for both Internal and External door use


Specifications


- Latching mechanism with Spring Steel Grade
- Functionality & Surface Finishing , Tested as per EN & ASTM standard
- Suitable for Wooden & Steel door
- Anti corrosive surface treatment as per ASTM standard

CODE CHART

INSPIRE

(10" On Plate)	Description	SS	SC	PT
	With Both Side Key Cylinder (60mm)	ML IP SS	ML IP SC	ML IP PT
	With Knob and Key Cylinder (60mm)	ML IP A SS	ML IP A SC	ML IP A PT
	With Coin and Knob Cylinder (60mm)	ML IP 02 SS	ML IP 02 SC	ML IP 02 PT
	With Both Side Key Cylinder (70mm)	ML IP 06 SS	ML IP 06 SC	ML IP 06 PT
	With Knob and Key Cylinder (70mm)	ML IP SS	ML IP 07 SC	ML IP 07 PT
	With Coin and Knob Cylinder (70mm)	ML IP 08 SS	ML IP 08 SC	ML IP 08 PT

(8" On Plate)	Description	SS	SC	PT
	With Both Side Key Cylinder (60mm)	HL IP SS	HL IP SC	HL IP PT
	With Knob and Key Cylinder (60mm)	HL IP A SS	HL IP A SC	HL IP A PT
	With Coin and Knob Cylinder (60mm)	HL IP 02 SS	HL IP 02 SC	HL IP 02 PT
	With Both Side Key Cylinder (70mm)	HL IP 06 SS	HL IP 06 SC	HL IP 06 PT
	With Knob and Key Cylinder (70mm)	HL IP 07 SS	HL IP 07 SC	HL IP 07 PT
	With Coin and Knob Cylinder (70mm)	HL IP 08 SS	HL IP 08 SC	HL IP 08 PT
	With Mortise Lever Lock (KY)	HL IP SS KY	HL IP SC KY	HL IP PT KY
	With Mortise Latch	HL IP B SS	HL IP B SC	HL IP B PT

(On Rose)	Description	SS	SC	PT
	With Both Side Key Cylinder (60mm)	ML IP OR SS	ML IP OR SC	ML IP OR PT
	With Knob and Key Cylinder (60mm)	ML IP OR A SS	ML IP OR A SC	ML IP OR A PT
	With Coin and Knob Cylinder (60mm)	ML IP OR 02 SS	ML IP OR 02 SC	ML IP OR 02 PT
	With Both Side Key Cylinder (70mm)	ML IP OR 06 SS	ML IP OR 06 SC	ML IP OR 06 PT
	With Knob and Key Cylinder (70mm)	ML IP OR 07 SS	ML IP OR 07 SC	ML IP OR 07 PT
	With Coin and Knob Cylinder (70mm)	ML IP OR 08 SS	ML IP OR 08 SC	ML IP OR 08 PT
	With Mortise Latch	ML IP WR SS	ML IP WR SC	ML IP WR PT