

Mortise Handle | Combo Sets | Standard Range

ATINA



Features

- Navel spindle fitting for trouble free operation
- Anti theft mounting screws
- High Grade metal alloy for strength & durability
- ED coating with UV protection technology for High durability of surface finish
- Door lever suitable for both Internal and External door use


Specifications



- Latching mechanism with Spring Steel Grade
- Functionality & Surface Finishing , Tested as per EN & ASTM standard
- Suitable for Wooden & Steel door
- Anti corrosive surface treatment as per ASTM standard

CODE CHART

ATINA

(10" On Plate)	Description	SS	SC	PT
	With Both Side Key Cylinder (60mm)	ML AI SS	ML AI SC	ML AI PT
	With Knob and Key Cylinder (60mm)	ML AI A SS	ML AI A SC	ML AI A PT
	With Coin and Knob Cylinder (60mm)	ML AI 02 SS	ML AI 02 SC	ML AI 02 PT
	With Both Side Key Cylinder (70mm)	ML AI 06 SS	ML AI 06 SC	ML AI 06 PT
	With Knob and Key Cylinder (70mm)	ML AI 07 SS	ML AI 07 SC	ML AI 07 PT
	With Coin and Knob Cylinder (70mm)	ML AI 08 SS	ML AI 08 SC	ML AI 08 PT

(8" On Plate)	Description	SS	SC	PT
	With Both Side Key Cylinder (60mm)	HL AI SS	HL AI SC	HL AI PT
	With Knob and Key Cylinder (60mm)	HL AI A SS	HL AI A SC	HL AI A PT
	With Coin and Knob Cylinder (60mm)	HL AI 02 SS	HL AI 02 SC	HL AI 02 PT
	With Both Side Key Cylinder (70mm)	HL AI 06 SS	HL AI 06 SC	HL AI 06 PT
	With Knob and Key Cylinder (70mm)	HL AI 07 SS	HL AI 07 SC	HL AI 07 PT
	With Coin and Knob Cylinder (70mm)	HL AI 08 SS	HL AI 08 SC	HL AI 08 PT
	With Mortise Lever Lock (KY)	HL AI SS KY	HL AI SC KY	HL AI PT KY
	With Mortise Latch	HL AI B SS	HL AI B SC	HL AI B PT

(On Rose)	Description	SS	SC	PT
 	With Both Side Key Cylinder (60mm)	ML AI OR SS	ML AI OR SC	ML ART OR PT
	With Knob and Key Cylinder (60mm)	ML AI OR A SS	ML AI OR A SC	ML AI OR A PT
	With Coin and Knob Cylinder (60mm)	ML AI OR 02 SS	ML AI OR 02 SC	ML AI OR 02 PT
	With Both Side Key Cylinder (70mm)	ML AI OR 06 SS	ML AI OR 06 SC	ML AI OR 06 PT
	With Knob and Key Cylinder (70mm)	ML AI OR 07 SS	ML AI OR 07 SC	ML AI OR 07 PT
	With Coin and Knob Cylinder (70mm)	ML AI OR 08 SS	ML AI OR 08 SC	ML AI OR 08 PT
	With Mortise Latch	ML AI WR SS	ML AI WR SC	ML AI WR PT